

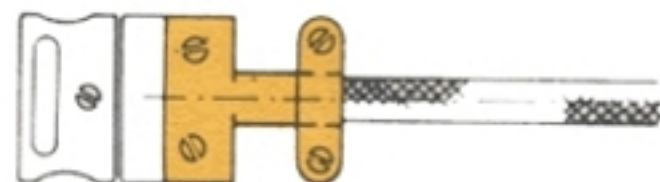
	Forma	Tipo	*L (mm)	*Longitud(mm)	Terminación
0	Recta	Simple	40	500	
1	Acodada	Registrable	80	1000	
2		Bayoneta	120	1500	
3			160	2000	
4			200	3000	



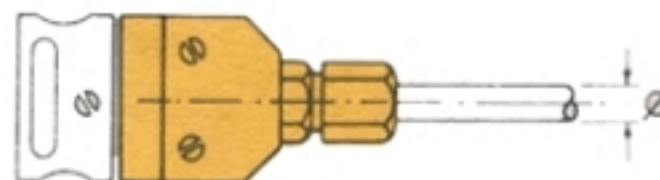
# Ficha Compensada

- Cuerpo de Plastico Inyectado
- Color Segun Norma ISA
- Rápida y Segura Conexión

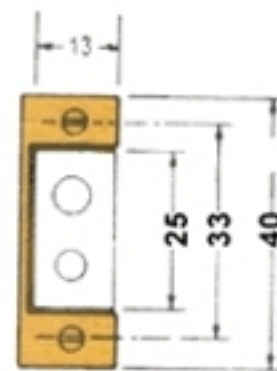
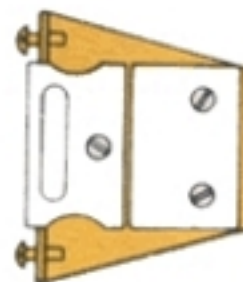
- Prolongación de líneas de Compensación
- Pernos de Contacto construidos en el mismo material



	Tipo	Curva	Accesorios
0	Macho	J Negro	Sin
1	Hembra	K Amarillo	Cable
2	Juego	T Azul	Tubo *
3		E Violeta	Panel
			Macho Hembra



FICHA

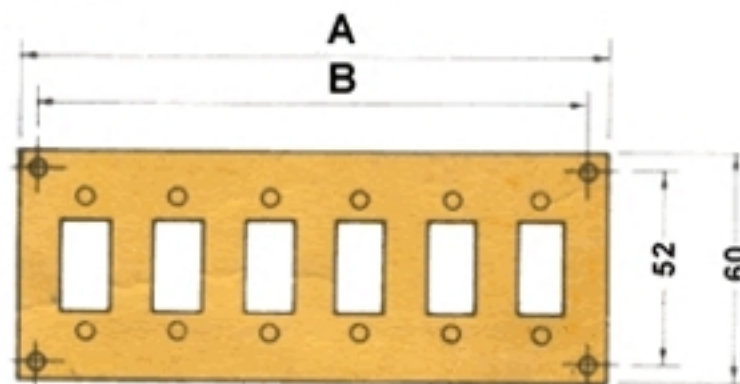
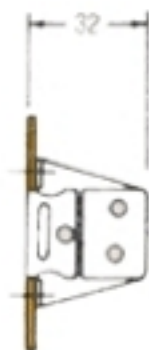


- Este accesorio se provee para los sig diametros: 0.80, 1.00, 2.00 ,3.17, 4.75,6.35

# Panel Múltiple

- Aluminio Anodizado

Cant. Fichas	A	B	Número
6	140	148	PM-6
12	278	286	PM-12
24	554	562	PM-24



# Termocouples - Tube and Wire

1 2 3 4 5 6 7 8 9 10 11

1-2 Construction Code

10=VAT with 6 inch spring  
11=VAT with 12 inch spring

3.Sheath Diameter(inch)

D=3/4

4.Calibration

J= Type J. Iron/Constantan  
K= Type K.Chromel @/Alumel @  
T= Type T.Copper/Constantan  
E= Type E.Chromel/Constantan

5. Lead Protection

F=Fiberglass (24 gauge stranded)  
S=Fiberglass (24 gauge stranded)  
P=Fiberglass(20 gauge stranded)  
B=Fiberglass with stainless steel overbraid (20 gauge stranded)  
T=PFA (24 gauge stranded)  
U=PFA with stainless steel overbraid (24 gauge stranded)  
V=PFA (20 gauge stranded)  
W=PFA with stainless steel overbraid (20 gauge stranded)

6.Junction

F= Grounded, flat tip  
G= Grounded, round tip  
D= Grounded, drill point  
R= Ungrounded, flat tip  
U= Ungrounded, round tip  
P= Ungrounded, drill point  
H= Grounded, round tip, dual element  
S= Ungrounded, round tip, dual element

7.Sheat Length (inch)

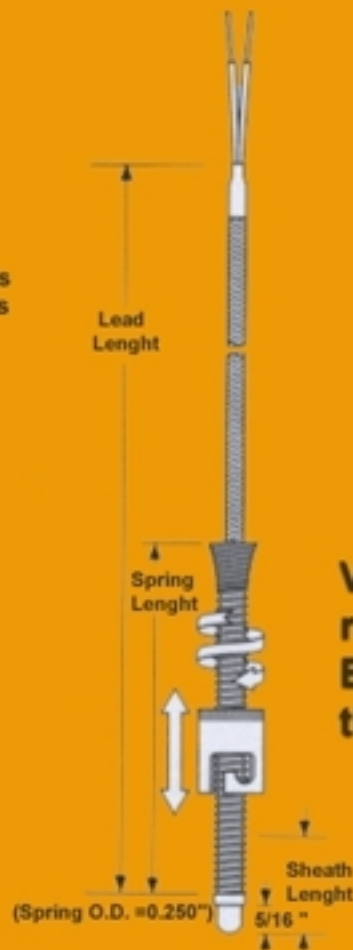

B=1

8-10 Lead Length (inches)

Whole inches: 006 to 999  
Lengths Over 999 inches, consult factory

11. Terminations / Options

A=Standard,2 1/2 inch split leads  
B= 2 1/2 inch split leads with spade lugs  
C= 2 1/2 inch split leads  
D= Standard male plug, quick disconect  
E= Standard famale jack, quick disconect  
F= Miniature male plug, quick disconect  
G= Miniature famale jack, quick disconect  
H= 1/4 inch push on connector  
J= 3/16 inch push on connector  
R= Double slotted 12 mm bayonet cap,split end leads  
S= Double slotted 15 mm bayonet cap,split end leads



**Variable adjustable thermocouple fits a large range of hole depths.  
Bends to any angle, eliminating the requirement to stock numerous styles.**